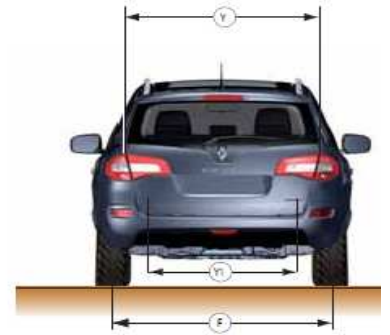
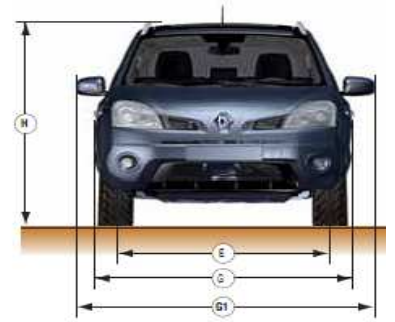
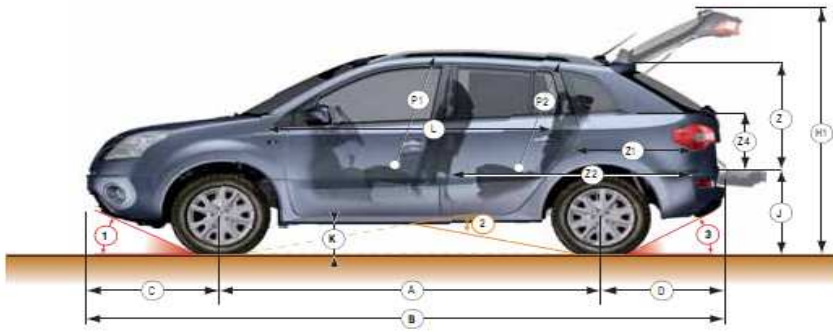
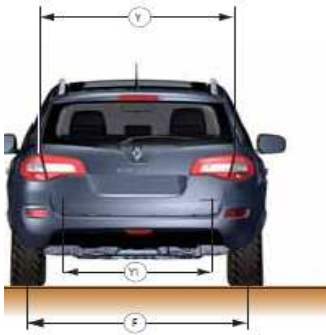
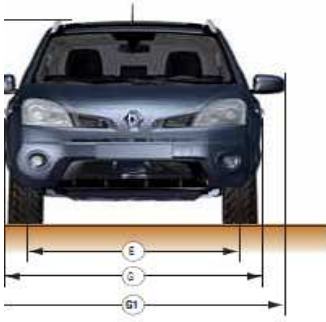


# DIMENSIONS



CAPACITY of boot (dm <sup>3</sup> )	
Up to the window line	450
After folding back seats (up to the roof)	1380
DIMENSIONS (mm)	
A - Wheelbase	2690
B - Overall length	4520
C - Front overhang	955
D - Rear overhang	875
E - Track front	1545
F - Track rear	1550
G - Overall width (with mouldings)	1855
G - Width with folded/unfolded side mirrors	1865/2120
H - Height of unladen vehicle / with roof rails	1695/1710
H1 - Height of unladen vehicle with open tailgate	2061
J - Sill height (unladen)	750
K - Ground clearance of laden vehicle	188 (diesel) / 206 (petrol)
L - Length of cabin (till 2nd row of seats)	1927

DIMENSIONS (mm)	
M - Front elbow room	
M1 - Rear elbow room	
N - Front shoulder room	
N1 - Rear shoulder room	
P1 - Height at front tie bar	
P2 - Height at rear tie bar	
Y - Maximum boot opening	
Y1 - Minimum boot opening	
Z - Height of boot opening	
Z1 - Length of loading area	
Z2 - Length of loading area	
Z3 - Max. length of load	
Z4 - Height up to parcel shelf	
1 - Approach angle	
2 - Ramp angle	
3 - Departure angle	
Fording depth	



n	1451
m	1475
oom	1433
oom	1421
ill roof at a 14° angle	946
ll roof at a 14° angle	885
pening width	1100
xpening width	1071
ening	805
g area behind rear seats	908
g area at folded rear seats	1585
oading area at folded front seat back restraint	2600
oel shelf	452
	27°
	21°
	31°
	450